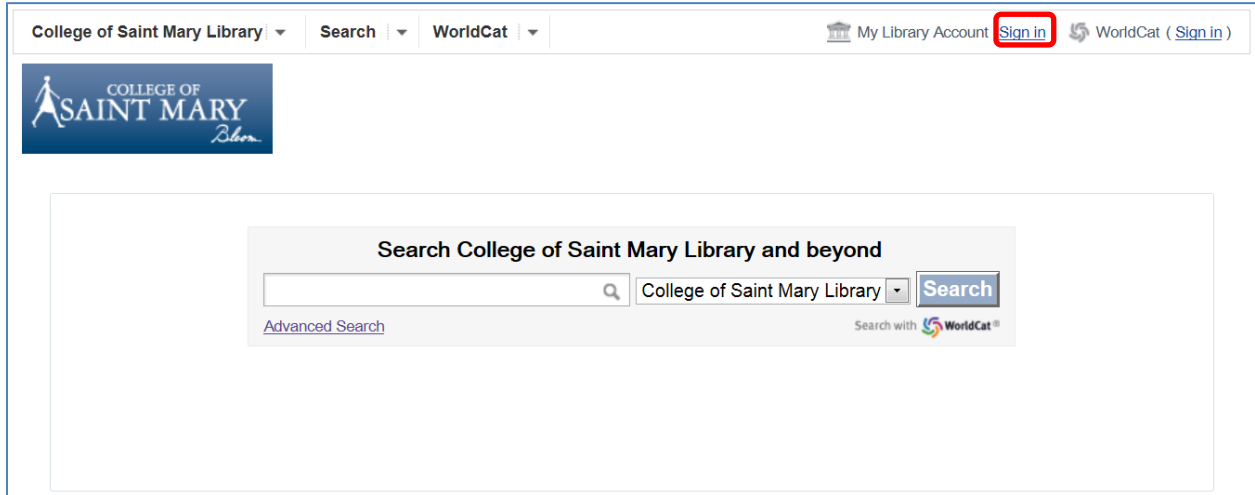


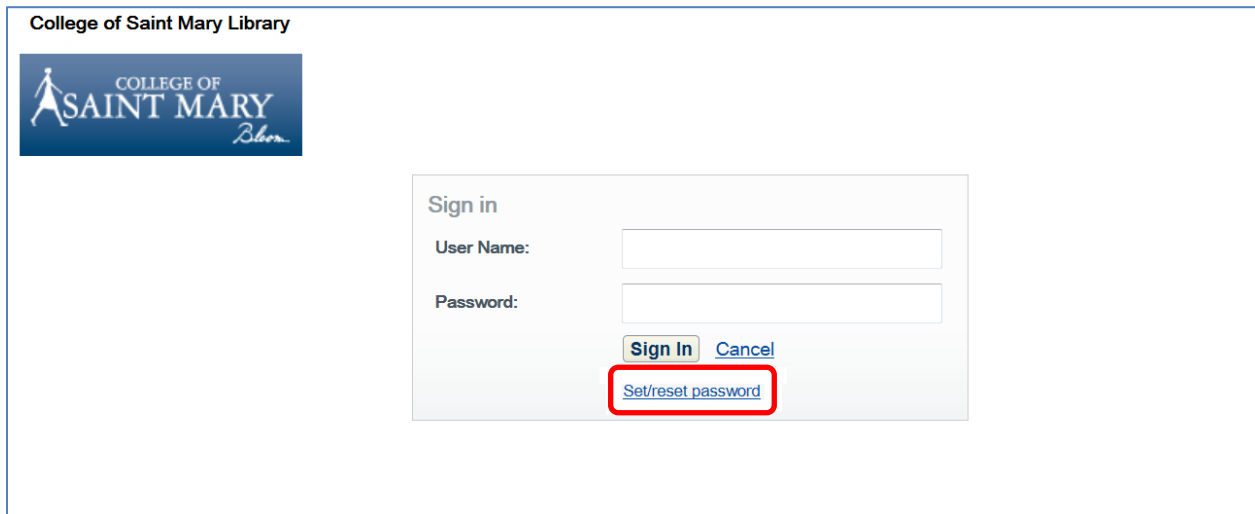
Accessing Your Library Account

1. Navigate to the College of Saint Mary library on-line catalog (<http://collegeofsaintmarylibrary.worldcat.org>).
2. Click on the My Library Account “Sign in” link.



The screenshot shows the top navigation bar of the College of Saint Mary Library website. It includes links for 'College of Saint Mary Library', 'Search', and 'WorldCat'. On the right, there are links for 'My Library Account' and 'WorldCat (Sign in)'. The 'Sign in' link is highlighted with a red box. Below the navigation bar is the College of Saint Mary logo. The main content area features a search bar with the text 'Search College of Saint Mary Library and beyond'. The search bar has a dropdown menu set to 'College of Saint Mary Library' and a 'Search' button. Below the search bar is a link for 'Advanced Search' and a note 'Search with WorldCat®'.

3. Click on the “Set/reset password” link.



The screenshot shows the 'Sign in' form on the College of Saint Mary Library website. The form has a title 'Sign in' and two input fields: 'User Name:' and 'Password:'. Below the input fields are two buttons: 'Sign In' and 'Cancel'. Below the 'Sign In' button is a link for 'Set/reset password', which is highlighted with a red box. The College of Saint Mary logo is visible in the top left corner of the page.

4. Enter the barcode number from the front of your student identification card beginning with 27201 and click on the "Request new password" button.

To reset your password, enter your user name below. You will receive an email message with a new password. Once your password is reset, your current password will no longer be accepted.

User Name:

The circulation system will send an email message to your College of Saint Mary email account containing a link.

5. Click on the link listed in the e-mail message.

Request to manage library password

Library Password Management [DoNotReply@oclc.org]

To:


You have submitted a request to change or create a password for your library account.

Use this link to manage your password:
<https://collegeofsaintmarylibrary.authn.worldcat.org/identityconfig/manageduser-config-ui/cmnd/selfmgt/validatekey?key=LDDKPONv9TKFgSew%2Bh>

Please note: this link will expire within 24 hours of being sent.

If you believe you have received this email in error, please contact your library support services.

6. Enter your user name (barcode number from the front of your student identification card beginning with 27201). Enter a new password of your choice and confirm it.

College of Saint Mary Library


Change Password

Your password will be case-sensitive, and must be six characters or more, with at least one non-alphabetic character. The characters semicolon (;), colon (:), apostrophe ('), and period (.) are not allowed.


User Name:

New Password:


Confirm New Password:

7. Navigate to the College of Saint Mary library on-line catalog (<http://collegeofsaintmarylibrary.worldcat.org>).

8. Click on the My Library Account “Sign in” link.


College of Saint Mary Library ▾ Search ▾ WorldCat ▾


My Library Account **Sign in** WorldCat ([Sign in](#))

Search College of Saint Mary Library and beyond
 College of Saint Mary Library ▾
[Advanced Search](#) Search with  WorldCat®

9. Enter your user name and password and click on the “Sign In” button.

College of Saint Mary Library



Sign in

User Name:

Password:


[Sign In](#) [Cancel](#)

[Set/reset password](#)

10. Click on the “My Library Account” link.

College of Saint Mary Library | Search | WorldCat | [My Library Account](#) (Sign Out) WorldCat (Sign in)

Connected to the College of Saint Mary Library Network



Search College of Saint Mary Library and beyond


College of Saint Mary Library [Search](#)

[Advanced Search](#) Search with WorldCat®

11. Select the appropriate tab to view checkouts, holds, and charges.

College of Saint Mary Library | Search | WorldCat | [My Library Account](#) (Sign Out) WorldCat (Sign in)

Connected to the College of Saint Mary Library Network



Libraries to search: College of Saint Mary Library [Advanced Search](#)

[Search](#)

My College of Saint Mary Library account

[View / change account information](#)

Checkouts (2) 0 overdue

Holds (0) 0 ready

Charges (0) \$0.00

Displaying 1 – 2 of 2 checkouts [Print all](#)

Sort by: Due date (Earliest first) << First < Prev 1 Next > Last >>

Title	Due Date	Renew
-------	----------	-------